

Over The Rainbow

Guitar arrangement based on Tommy Emmanuel's (Endless Road).

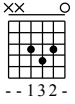
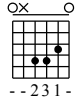
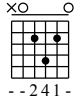
Facilitated adaptation, transcription and additional material by Diego Garro, 2007.

Music by E.Y. Harburg, H. Arlen

♩ = 80

Intro

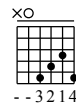
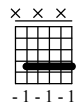
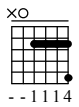
rall. - - - -



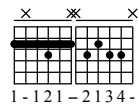
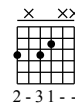
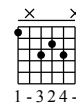
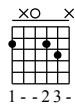
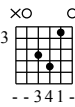
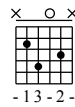
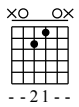
Musical notation for the Intro section, including a treble clef staff with a key signature of two sharps (F# and C#) and a 4/4 time signature. The notation shows a sequence of chords and melodic lines. Below the staff is a TAB section with fret numbers for the guitar strings.

Verse 1

let ring throughout whenever possible...

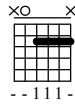
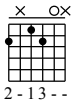


Musical notation for the first part of Verse 1, including a treble clef staff and a TAB section. The notation features a melodic line with a 'let ring' instruction and a bass line with fret numbers.



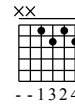
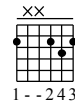
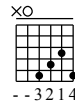
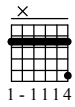
Musical notation for the second part of Verse 1, including a treble clef staff and a TAB section. The notation features a melodic line with triplets and a bass line with fret numbers.

rall. -----

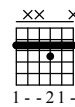
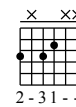
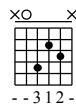
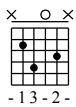
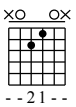


Musical notation for measures 11-13. Measure 11 starts with a treble clef, a key signature of one sharp (F#), and a 4/4 time signature. The melody consists of eighth and sixteenth notes. The bass line features a steady eighth-note accompaniment. Measure 12 includes a 'Harm.' (harmonic) marking above the staff. Measure 13 continues the melodic and harmonic progression.

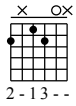
♩ = 82



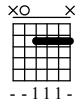
Musical notation for measures 14-16. Measure 14 begins with a treble clef and a key signature of one sharp. The melody is characterized by slurs and ties. The bass line includes a 'R' (release) marking. Measure 15 features a wavy line above the staff, indicating a vibrato or tremolo effect. Measure 16 continues the melodic and harmonic development.



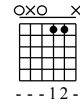
Musical notation for measures 17-19. Measure 17 starts with a treble clef and a key signature of one sharp. The melody is more complex, featuring triplets and slurs. The bass line includes a '1' marking. Measure 18 and 19 continue the melodic and harmonic progression.



2-13--



--1111-



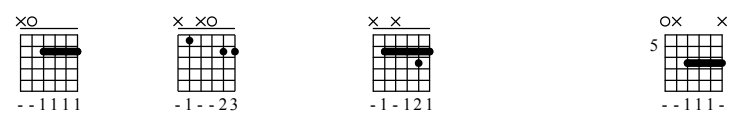
--12-

20

0 2 1 (1) 1 (0) 2 0 2 1 2 (2) (2) (2) 1 0

2 1 0 0 2 0 0

Chorus 1 $\text{♩} = 82$
 ... with loose tempo ...



22

0 2 0 2 0 2 0 0 0 0 0 0 2 2 0 2 2 0 2 2 3 4 5 6 7 7 1 1 0

2 4 2 1 4 3 3 3 0 1 0 2 0 1 1 2 2 3 4 5 6 7 7 1 0

R R R R

With tempo

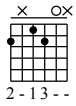
13121-

26

0 2 2 0 2 2 0 4 6 7 4 7 5 4 7 5 4 7 5

4 5 4 4 6 4 4 4

♩ = 60

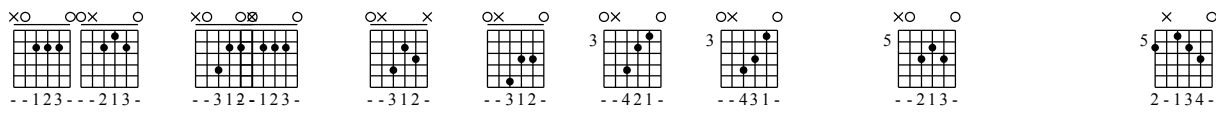


36

0 2 1 (1) 0 2 0 0 2 0 2 0 0 0

Chorus 2

loose tempo



36

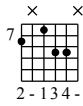
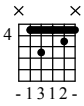
0 0 0 0 0 0 3 0 3 0 0 0 7 0 7 0 7 0 7



41

P.M. ---- 0-2-3-2-0 0 0 0 0 4 6-7 4 7 4-5-4 0 4 4 7-6-4

rall. -----



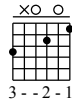
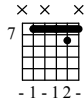
44

Harm. -----

Verse 3

♩ = 80

cue07



46


50

Outro

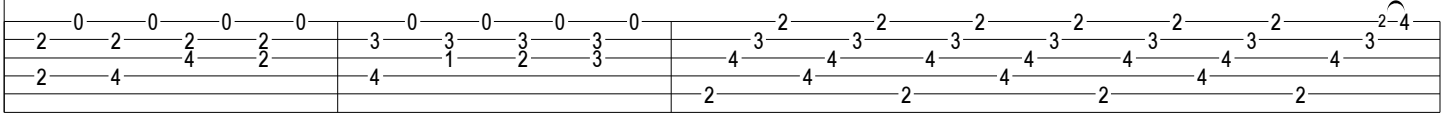
♩ = 65



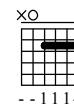
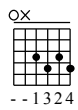
54




let ring
P.M. P.M.



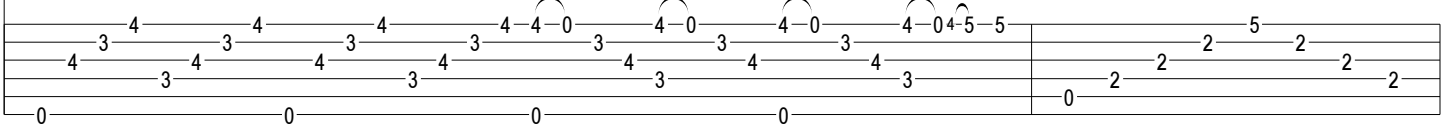
♩ = 85



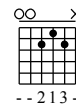
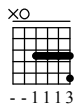
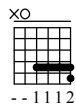
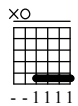
57



let ring



rall. rall. - rall. rall. ---



59



let ring Harm. let ring let ring

